


















E.C.N.--

EQUIPPED WITH PATENTED "LOAD-N-LOCK"® SHAFT RETENTION SYSTEM.  
(U.S. PATENT NO. 5746517).

X160LD2-AA DATE 11-23-15

EFFECTIVE DATE 11/23/15  
EFFECTIVE SERIAL # 142239

		MODEL 160L		SINGLE PLANETARY		DOUBLE PLANETARY							
		RATIOS - 		4.42:1	5.33:1	19.54:1	23.58:1	26.53:1	26.53:1	32.00:1	32.00:1		
													
ITEM	QTY	DESCRIPTION		4.42	5.33	4.42	5.33	6.00	6.00	6.00	6.00		
													
								W/ CODE 4	W/ CODE 4	W/ CODE 4	W/ CODE 4		
BASE	1	1	A - ROUND FLANGE										
			A - ROUND FLANGE W/BOOT SEAT										
			B - SQUARE FLANGE										
			E - RECTANGULAR FLANGE										
			F - FLANGELESS										
			AQ - ECCENTRIC (ROUND)										
			C1 - CUSTOM										
OUTPUT SHAFT	2	1	D1 23 T 8/16 DP SPL 2.25" LG										
			D2 3.000" DIA, 3/4" SQ KEY										
			D3 23 T 8/16 DP SPL 1.22" LG										
			D4 23 T 8/16 DP SPL 2.72" LG										
			D5 3.500" DIA, 7/8" SQ KEY										
			D6 20T 6/12 DP SPL 4.15" LG										
			S1 SPINDLE SHAFT										
C1 CUSTOM													
COVER	3	1	SAE 'A' 2 & MOD. 4 BOLT			13-004-1192	13-004-1192		13-004-1192		13-004-1192		
			SAE 'A' 2 & MOD. 4 BOLT W/ CODE 4	13-004-1252		13-004-1252	13-004-1252	13-004-1222		13-004-1222			
			SAE 'B' 2 BOLT			13-004-1182	13-004-1182			13-004-1182		13-004-1182	
			SAE 'B' 4 BOLT			13-004-1831	13-004-1831			13-004-1831		13-004-1831	
			SAE 'B' 2 & 4 BOLT W/ CODE 4	13-004-1202		13-004-1202	13-004-1202	13-004-1232		13-004-1232			
			SAE 'C' 2 BOLT & 4 BOLT	13-004-1212		13-004-1212	13-004-1212	13-004-1242		13-004-1242		13-004-1212	
			SAE 'D' 4 BOLT W/ CODE 9 **	13-004-1412									
INPUT GEAR	4	1	CODE 2 - INPUT 13 T 16/32 DP			13-004-1292	13-004-1292		13-004-1302		13-004-1302		
			CODE 3 - INPUT SAE 1"-6B			13-004-1322	13-004-1322		13-004-1332		13-004-1332		
			CODE 4 - INPUT 14 T 12/24 DP	13-004-1372	16-004-1001	13-004-1342	13-004-1342	13-004-1352		13-004-1352			
			CODE 5 - INPUT 15 T 16/32 DP			13-004-1452	13-004-1452			13-004-1442		13-004-1442	
			CODE 9 - INPUT 13 T 8/16 DP **	13-004-1402	16-004-1002								
5	(1)	CARRIER ASSEMBLY-SECONDARY	16-005-2001	16-005-2002	16-004-2001	16-005-2002	16-005-2001	16-005-2001	16-005-2002	16-005-2001	16-005-2001		
5A	1	CARRIER (SEC)	16-004-1005	16-004-1006	16-004-1005	16-004-1006	16-004-1005	16-004-1005	16-004-1006	16-004-1006	16-004-1006		
5B	4	PLANET GEAR (SEC)	13-004-1712	13-004-1837	13-004-1712	13-004-1837	13-004-1712	13-004-1712	13-004-1837	13-004-1837	13-004-1837		
5C	4	PLANET SHAFT (SEC)											
5D	96	BEARING - PLANET ROLLER											
5E	8	THRUST WASHER - PLANET											
5F	4	SPACER WASHER - PLANET											
5G	4	ROLL PIN - SEC. PL. 3/16 X 7/8											
6	1	SUN GEAR			13-004-1142	13-004-1838	13-004-1142	13-004-1142	13-004-1838	13-004-1838	13-004-1838		
7	(1)	CARRIER ASSEMBLY-PRIMARY			13-005-2121	13-005-2121	13-005-2091	13-005-2091	13-005-2091	13-005-2091	13-005-2091		
7A	1	CARRIER (PRI)			13-004-1692	13-004-1692	13-004-1542	13-004-1542	13-004-1542	13-004-1542	13-004-1542		
7B	3	PLANET GEAR (PRI)			13-004-1722	13-004-1722	13-004-1552	13-004-1552	13-004-1552	13-004-1552	13-004-1552		
7C	3	PLANET SHAFT (PRI)											
7D	36	BEARING - PRI. PL. ROLLER .375 X.560											
7E	6	THRUST WASHER - PLANET											
7F	6	SPACER WASHER - PLANET											
7G	3	ROLL PIN - PRI. PL. 1/8 X 7/8											
12	1	RING GEAR											
14	-	THRUST WASHERS & THRUST BRGS											
14A	1	CARRIER THRUST WASHER											
14B	1	CARRIER THRUST WASHER	81-004-2711	CODE 4 ONLY				81-004-2711		81-004-2711			
14C	1	INPUT THRUST WASHER	81-004-2883	CODE 4 ONLY	81-004-2701	81-004-2701		81-004-2701		81-004-2701			
14D	1	THRUST WASHER SGL PL	01-112-0030	CODE 4 ONLY									
14E	1	BEARING											
14F	2	THRUST RACE											
14G	1	THRUST RACE SINGLE-STAGE, CODE 9 INPUT	01-112-0030	CODE 9 ONLY									
14H	1	THRUST RACE SINGLE-STAGE, CODE 9 INPUT	01-112-0400	CODE 9 ONLY									
16	(1)	SEAL KIT	13-016-2051 Contains Items 16A, 16B and 16C: 13-016-2101 SEAL KIT contains only items 16A and 16B										
16A	1	SHAFT SEAL											
16B	2	O-RING											
16C	1	SEAL - RUBBER (DIRT BOOT)	01-406-0050 DIRT BOOT IS USED ON THE S1 SPINDLE SHAFT WITH A 16-004-3001 OR 16-004-3004 BASE.										
20	--	OUTPUT SHAFT BEARINGS											
20A	1	OUTER CONE											
20B	1	OUTER CUP											
20C	1	INNER CONE											
20D	1	INNER CUP											
25	---	HARDWARE											
25A	8	BOLTS - COVER - 3/8-16-1 1/2 GR8			01-150-1670	(FOR 13-004-1412 COVER, USE 01-150-1710 SHCS)							
25B	8	LOCKWASHERS - COVER - 3/8 MED			01-166-0010	(FOR 13-004-1412 COVER, DO NOT USE LOCKWASHERS)							
25C	16	BOLTS - RING											
25D	16	HARD WASHERS - RING											
25E	2	PIN - DOWEL, 3/8 X 1 1/2											
30	---	PLUGS /GREASE ZERK											
30A	1	PLUG - COVER											
30B	2	PLUG - RING - 1/2 PTF MAG 3/8 INT SQ. DR											
30C	1	1/8 NPT (SOC. HD.)											
		GREASE FITTING											
35	---	MISCELLANEOUS											
35A	*	SHIMS	16-004-1007 ( * QUANTITY DETERMINED BY PRELOAD REQUIRED AND PART STACK-UP)										
35B	1	SPLIT RING											
35C	1	LOCK RING											
35D	1	RETAINING RING SINGLE-STAGE, CODE 4 INPUT	01-160-0040	CODE 4 ONLY									